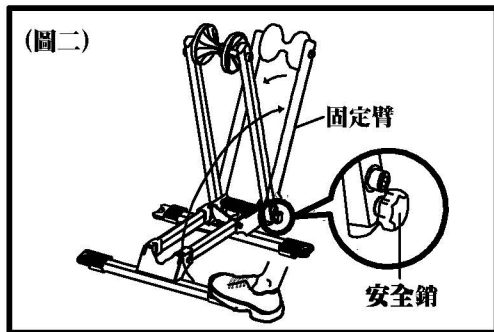
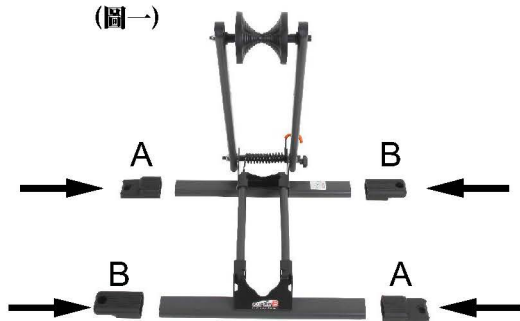


適用於所有類型的自行車，特別是為 E-bike 及重型自行車所設計。

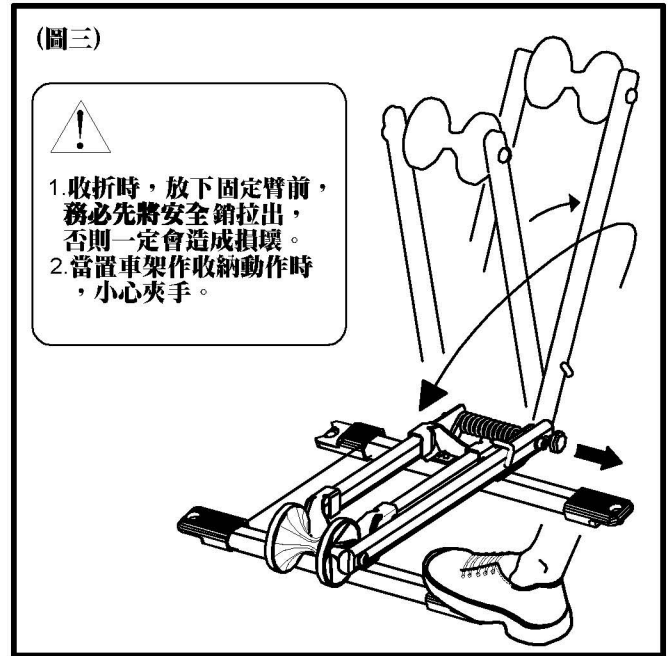
1 使用操作

1. 請先安裝連接座A、B。(如圖一所示)
2. 將固定臂向上拉昇，直到安全銷卡入。(如圖二所示)



2 收折操作

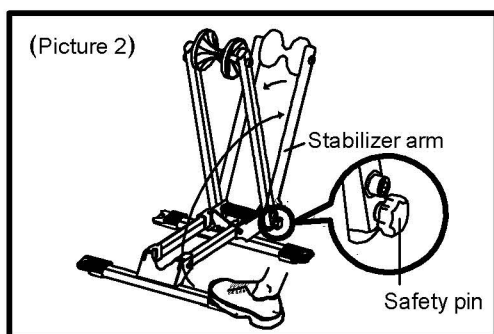
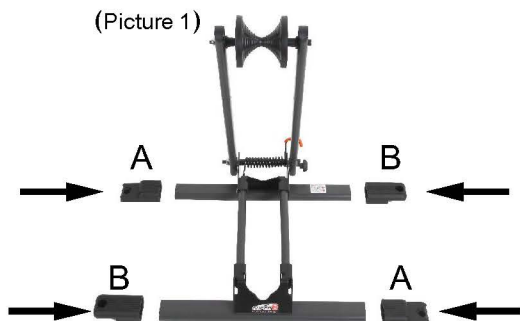
收折時，先以腳踩住底座，再將固定臂向後推，拉出安全銷，再放下固定臂，收折完成。(如圖三所示)



Designed for all kinds of bikes and especially for E-bike and heavy bike.

1 Instruction

1. Assemble modular connector A&B. (see picture 1)
2. Pull the stabilizer arm upward until the safety pin is secured. (see picture 2)



2 Folding operation

Tread on the base of stand, push the stabilizer arm backward, pull out the safety pin and put down the stabilizer arm to finish fold. (see picture 3)

