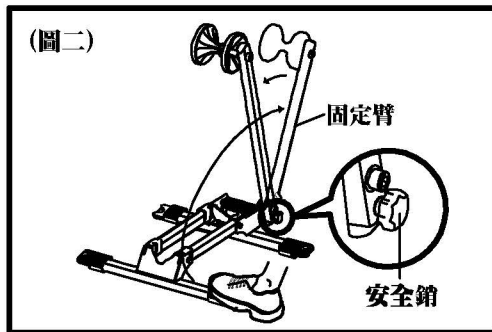



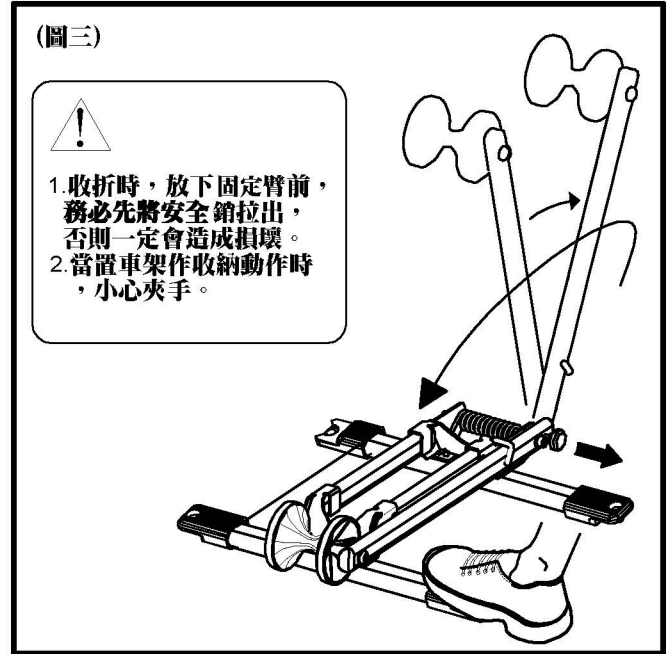
1 使用操作

1. 請先安裝連接座A、B。(如圖一所示)
2. 將固定臂向上拉昇，直到安全銷卡入。(如圖二所示)



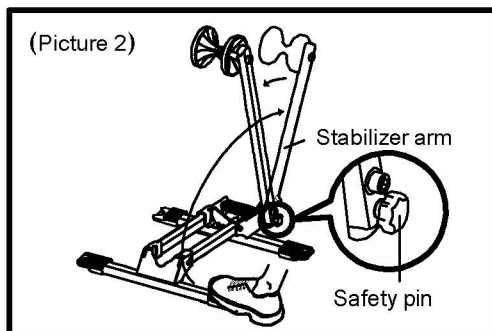
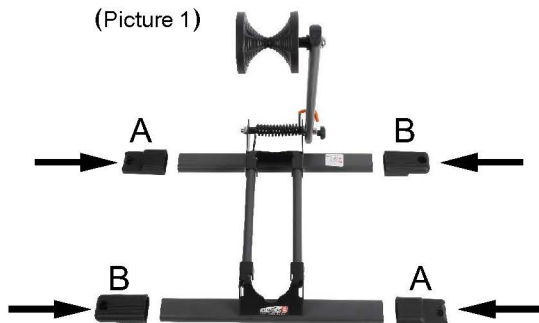
2 收折操作

- 收折時，先以腳踩住底座，再將固定臂向後推，拉出安全銷，再放下固定臂，收折完成。(如圖三所示)



1 Instruction

1. Assemble modular connector A&B. (see picture 1)
2. Pull the stabilizer arm upward until the safety pin is secured. (see picture 2)



2 Folding operation

- Tread on the base of stand, push the stabilizer arm backward, pull out the safety pin and put down the stabilizer arm to finish fold. (see picture 3)

